

Pipe Inspection Probe

Features Introduction
PIPE INSPECTION PROBE series video broscope



Φ 22 mm / Φ 28 mm
22 m / 30 m

Rock solid reel stand not only improves the image quality, but also provides the convenience and flexibility for your pipe inspection.

- 10mm ∞
DEPTH OF FIELD (28mm TIP)
- 150°
FIELD OF VIEW (28 mm TIP)
- 90° 25,000 times
PASS THROUGH TWO 90° ELBOW BENDS
- IP 68 (CAMERA HEAD)
- IP 65 (REEL)



Φ 28 mm
5 m / 10 m

Pass through two 90° elbow bends



Recommended Combinations



JKS - 2822M



JGS - 2222M



JK Series



JF Series

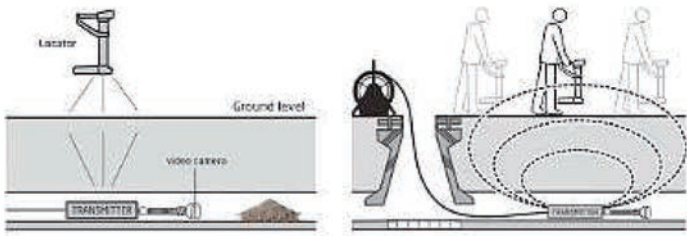
Camera Head

- Interchangeable Camera Head • IP 68 Waterproof
- Bright & Clear Image • 640*480 Resolution • Stainless Steel
- 8 High Brightness LED (3000 lux)



Wireless Detection

Power of the Locator transmitter can detection tube probe position better let the smooth operation.




Optional Accessories



Centering Metal Ring Φ50mm



Orbit Glider Φ150mm ~ Φ300mm



Centering Brush Φ150mm
(standard:Φ100mm)



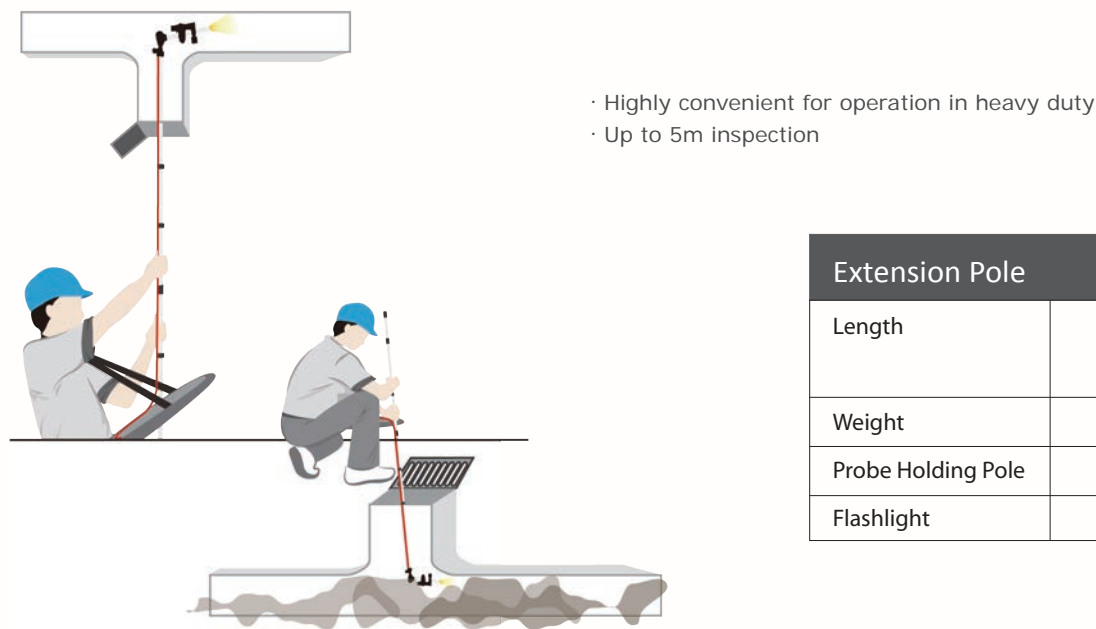
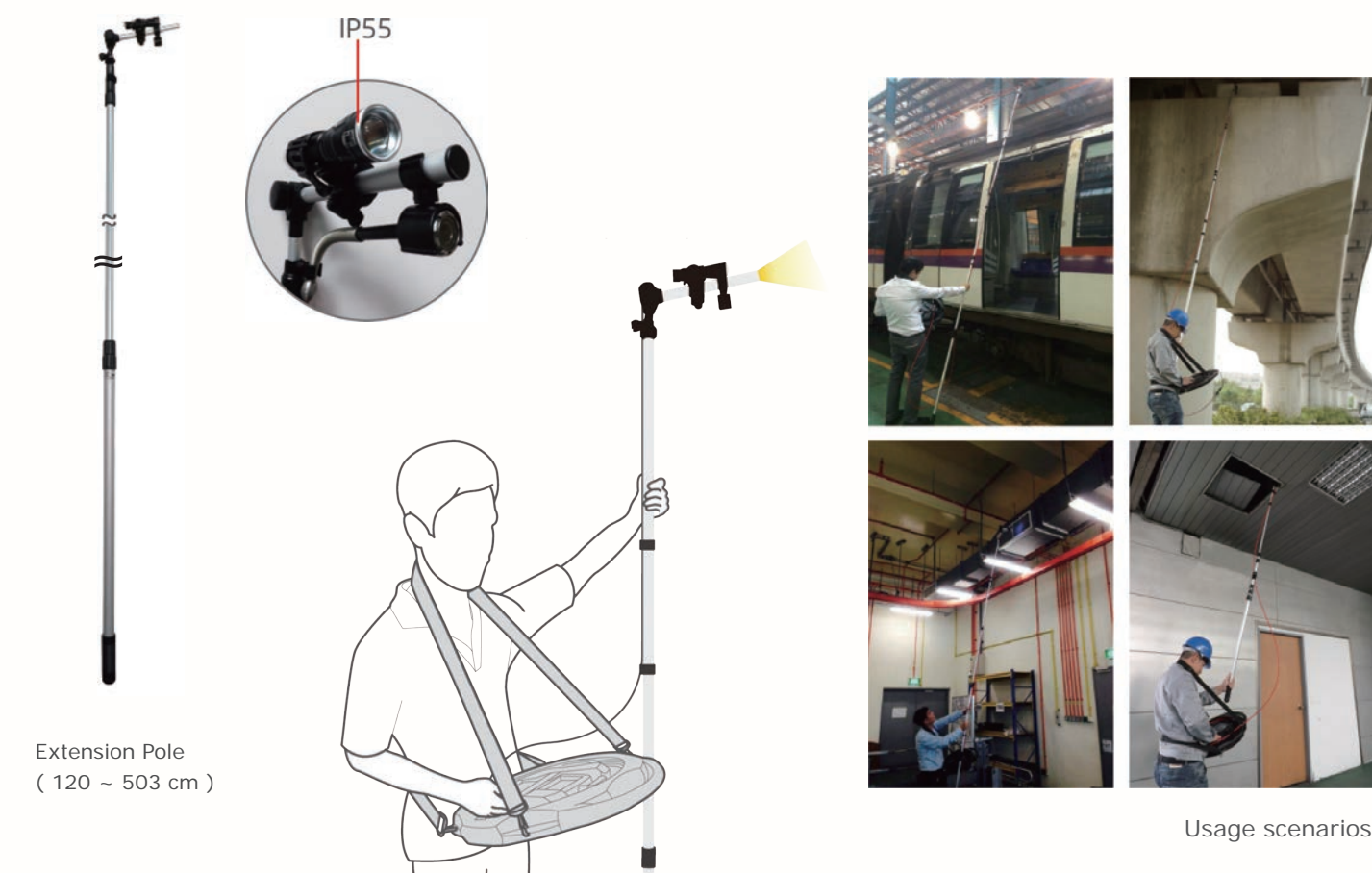
Locator & Transmitter
(Only for Φ28mm Length 22m)

Locator	
Diameter	L : 293.5mm W : 144mm H : 486.5mm
Weight	2kg
Power Source	3.7V / 200mA Li battery
Power Consumption	282mA
Battery Charge	3 ~ 4 hours
Power Cycle	6 ~ 7 hours
Power Adaptor	5.5V , 1.8A
Working Temperature	-10° ~ 60°
Storage Temperature	-20° ~ 80°
Drop Resistance	60cm
Waterproof	IP55
Available	Φ 28mm Length 22m Only

Optional Accessories

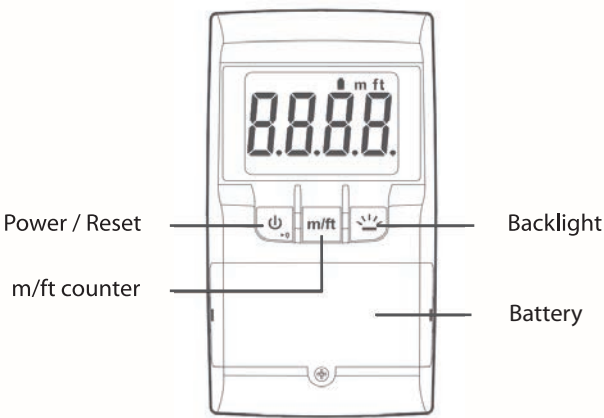
Extension Pole

No climbing and no ladder. Ideal for inspections that to access like ceiling, air-condition duct, bridge, tunnel, sewwe...facilities.



- Highly convenient for operation in heavy duty
- Up to 5m inspection

Extension Pole	
Length	120 ~ 503 cm (main pole only)
Weight	1275g (w/o flashlight)
Probe Holding Pole	Angle adjustable
Flashlight	IP 55



Meter	
Screen display	LCD
Switches	<div><div></div>Power / Reset</div> <div><div></div>m/ft counter</div> <div><div></div>Backlight</div>
Dimension	62 x 110 x 24mm
Meter counts	Forward / Rewind
Display dlgits	3 (1 decimal place)
Meter display	m/ft
Deviation	± 0.4m(±1.3ft)
Waterproof	IP 55
Power source	2 x AAA (DC 3V)
Power capacity	≥ 90hrs

Insertion tube & Camera System		
Camera Diameter	Φ 22 mm	Φ 28 mm
Pipe Diameter	Φ 6 mm	
Camera Length	25mm	24.3mm
Applicable Pipe	Φ40mm-70mm	Φ50mm-100mm
Goose neck	27cm	
Pipe Length	22m	5m / 10m / 22m / 30m optional
Interchangeable Head	NO	Length 22m Only
Meter	YES	YES , (non 5m / 10m)
Resolution	640 * 480	
Camera Material	Stainless Steel	
D.O.F	30mm - 100mm	10mm - ∞
F.O.V	62.5°(Diagonal)	150.8°(Diagonal)
Illumination	High Brightness 8 White Led (3000 lux)	
Waterproof	Probe-IP68 , Reel-IP65	
Working Temperature	-10°C~60°C	
Operating Hour	3 Hours	
Material	Fiber Glass	
Flexibility	Continuously 90° sharp turn in Φ40mm / Φ50mm Water Pipe	
Whole Reel Diameter	30cm	
Main Console	JF Series, JK Series, JL Series JM Series	JF Series, JK Series, JL Series JM Series Length: 5m/10m JF Series Only